

# Teaching PRA and conducting PRA research at universities

**George Apostolakis**

**Head, Nuclear Risk Research Center**

**[apostola@mit.edu](mailto:apostola@mit.edu)**

**Presented at the  
Symposium on Risk Integrated Engineering  
University of Tokyo  
January 21, 2019**

# PRA Methodology

- **What universities can teach**
  - **Probability**
  - **Statistics**
  - **PRA structure and models**
  - **PRA calculations**
  - **Risk management process and safety goals**
- **What they cannot teach**
  - **Accident sequence development**

## Probability and Statistics

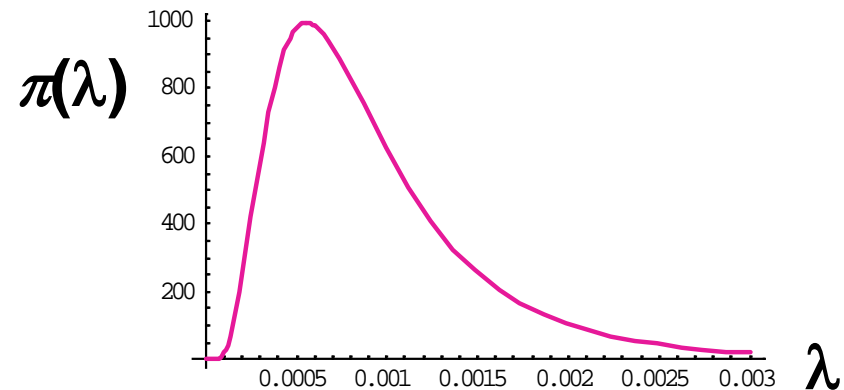
- **U.S. nuclear and mechanical engineers do not, in general, have a background in probability and statistics**
- **An introductory PRA course must cover the essentials of probability and statistics**
- **Doing so limits the time for teaching PRA methods**
- **Topics specific to PRA**
  - **Bayesian methods**
  - **Aleatory and epistemic uncertainties**
  - **However, there is only one kind of uncertainty**
  - **Importance measure**
- **Practitioners are uncomfortable defending their judgment (as opposed to classical statistics)**

## The Model of the “World”

- **Deterministic, e.g., a mechanistic computer code**
- **Probabilistic (*Aleatory*) model, e.g.,  $R(t/\lambda) = \exp(-\lambda t)$**
- **Both deterministic and aleatory models of the world have assumptions and parameters.**
- **How confident are we about the validity of these assumptions and the numerical values of the parameters?**

## Epistemic Model

- **Uncertainties in assumptions are not handled routinely. If necessary, sensitivity studies are performed.**
- **Parameter uncertainties are reflected on appropriate **epistemic** distributions.**
- **For the failure rate:**
  - **$\pi(\lambda)d\lambda = \text{Pr}(\text{the failure rate has a value in } d\lambda \text{ about } \lambda)$**



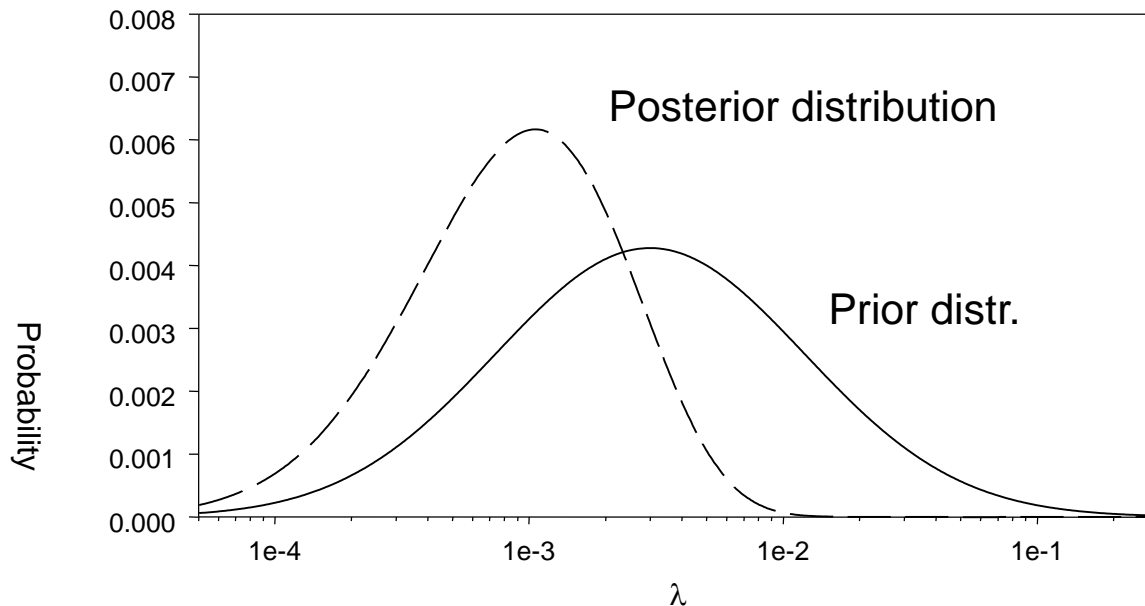
# WASH-1400 Failure Rates

Component/Primary Failure Modes	Assessed Values	
	Lower Bound	Upper Bound
<u>Mechanical Hardware</u>		
<b>Pumps</b>		
Failure to start, $Q_d$ :	$3 \times 10^{-4}/d$	$3 \times 10^{-3}/d$
Failure to run, $\lambda_o$ : (Normal Environments)	$3 \times 10^{-6}/hr$	$3 \times 10^{-4}/hr$
<b>Valves</b>		
<b>Motor Operated</b>		
Failure to operate, $Q_d$ :	$3 \times 10^{-4}/d$	$3 \times 10^{-3}/d$
Plug, $Q_d$ :	$3 \times 10^{-5}/d$	$3 \times 10^{-4}/d$
<b>Solenoid Operated</b>		
Failure to operate, $Q_d$ :	$3 \times 10^{-4}/d$	$3 \times 10^{-3}/d$
Plug, $Q_d$ :	$3 \times 10^{-5}/d$	$3 \times 10^{-4}/d$
<b>Air Operated</b>		
Failure to operate, $Q_d$ :	$1 \times 10^{-4}/d$	$1 \times 10^{-3}/d$
Plug, $Q_d$ :	$3 \times 10^{-5}/d$	$3 \times 10^{-4}/d$
<b>Check</b>		
Failure to open, $Q_d$ :	$3 \times 10^{-5}/d$	$3 \times 10^{-4}/d$
<b>Relief</b>		
Failure to open, $Q_d$ :	$3 \times 10^{-6}/d$	$3 \times 10^{-5}/d$
<b>Manual</b>		
Plug, $Q_d$ :	$3 \times 10^{-5}/d$	$3 \times 10^{-4}/d$
<b>Pipe</b>		
<b>Plug/rupture</b>		
≤ 3" diameter, $\lambda_o$ :	$3 \times 10^{-11}/hr$	$3 \times 10^{-8}/hr$
> 3" diameter, $\lambda_o$ :	$3 \times 10^{-12}/hr$	$3 \times 10^{-9}/hr$
<b>Clutches</b>		
<b>Mechanical</b>		
Failure to engage/disengage	$1 \times 10^{-4}/d$	$1 \times 10^{-3}/d$
<u>Electrical Hardware</u>		
<b>Electrical Clutches</b>		
Failure to operate, $Q_d$ :	$1 \times 10^{-4}/d$	$1 \times 10^{-3}/d$

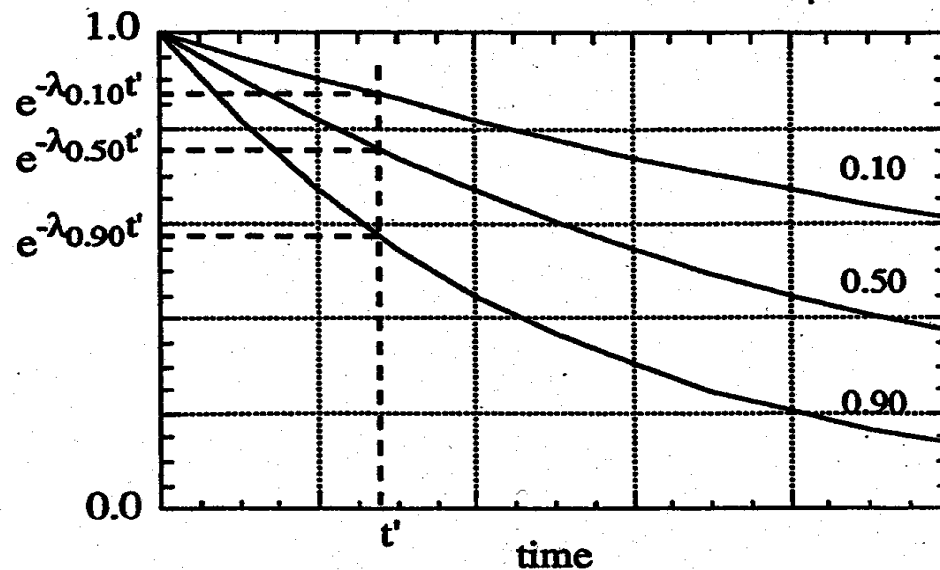
## Example of Bayesian updating of epistemic distributions

Five components were tested for 100 hours each and no failures were observed.

$$\pi'(\lambda / E) = \frac{L(E / \lambda)\pi(\lambda)}{\int L(E / \lambda)\pi(\lambda)d\lambda}$$



# Communication of Epistemic Uncertainties





# Epistemic Correlation

- Consider two nominally identical isolation valves
- They share the epistemic distribution of failure rate

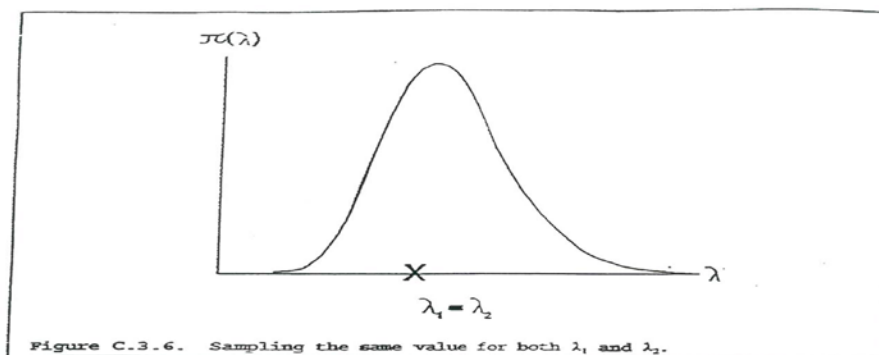


Figure C.3.6. Sampling the same value for both  $\lambda_1$  and  $\lambda_2$ .

$$Q = q^2 \quad , \quad a_Q = a_q^2 + \beta_q^2$$

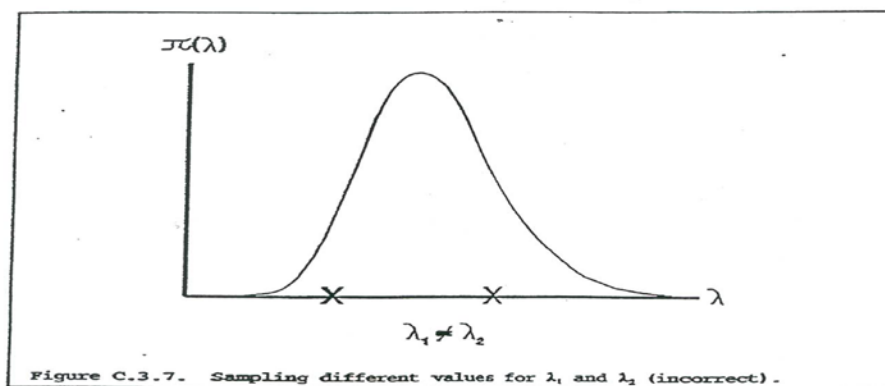
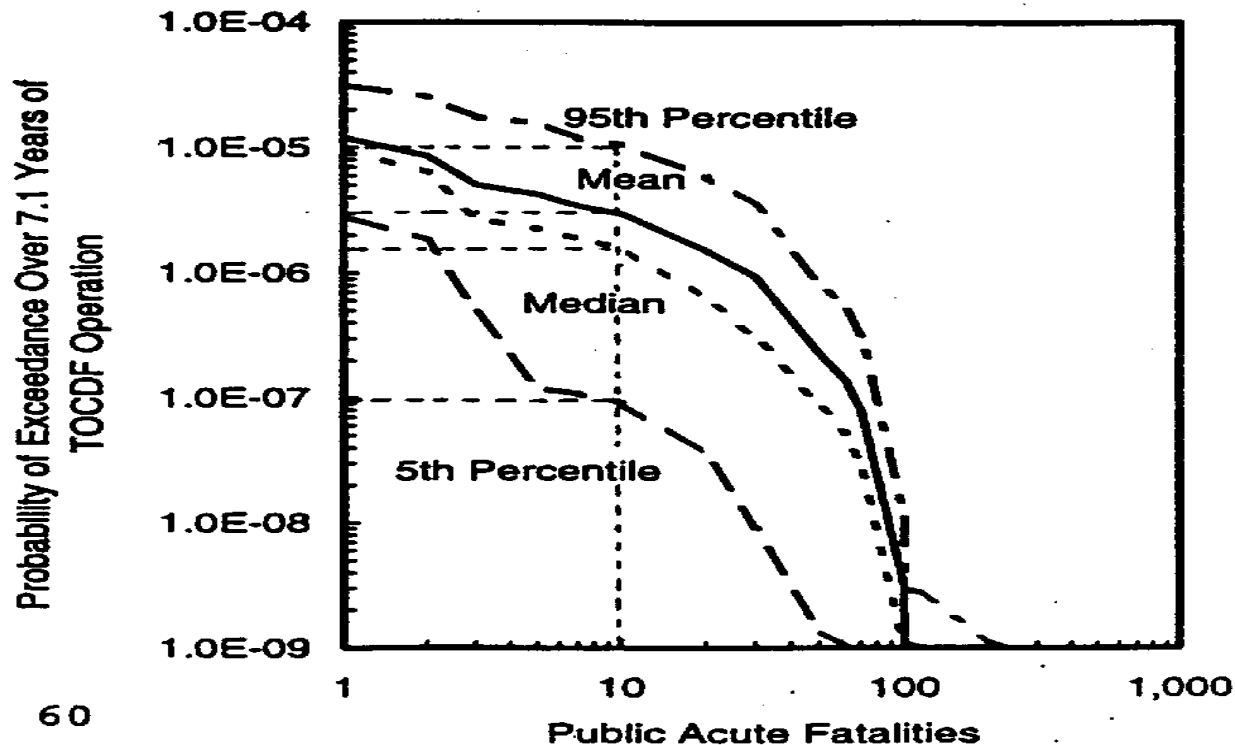


Figure C.3.7. Sampling different values for  $\lambda_1$  and  $\lambda_2$  (incorrect).

$$Q^* = q_1 q_2 \quad , \quad a_{q^*} = a_q a_q = a_q^2$$

# Risk Curves

Propagating epistemic uncertainties through the PRA models (usually via Monte Carlo simulation), we produce the risk curves.



60

## PRA Models

- **Event and fault trees**
- **Human reliability**
- **Reliability physics models**
- **Common-cause failures**
- **Examples from PRAs**
- **External events**

## PRA Methodological Research

- **Data specialization using Bayes theorem**
- **Epistemic correlation of parameter distributions**
- **Plant-to-plant variability**
- **Fire methodology**
- **Human Reliability Analysis**
- **Uncertainties in phenomenological work**
- **Model uncertainty**
- **Safety goals**
- **Risk management**
- **Simulation methods**

## Plant-to-Plant Variability

- **Suppose the evidence from two plants is**
  - **(1 fire in 8 years) and**
  - **(0 fires in 6 years)**
- **If we say that the evidence is (1 fire in 14 years), we will be increasing the strength of the evidence artificially resulting in a narrower distribution for the fire rate**
- **The evidence from the two plants must be processed separately so that the distribution will be broader**

## Concluding Remarks

- **Teaching a course in PRA is usually hampered by the students' lack of background in probability and statistics**
- **Most students have been exposed to classical (frequentist) statistics; they have difficulty switching to Bayesian (subjectivist) statistics**
- **A PRA course is necessarily limited to methodology**
- **Ideally, traditional engineering courses would discuss uncertainties in their models.**